



OKLAHOMA HORSE RACING COMMISSION AUDIT REPORT OF GAMING OPERATIONS WILL ROGERS DOWNS AND REMINGTON PARK

Contract Audit

February 2022

Cindy Byrd, CPA
State Auditor & Inspector

**OKLAHOMA HORSE RACING COMMISSION
AUDIT REPORT OF GAMING OPERATIONS
WILL ROGERS DOWNS AND REMINGTON PARK
FEBRUARY 2022**

This publication, issued by the Oklahoma State Auditor and Inspector's Office as authorized by 74 O.S. § 212, has not been printed, but is available on the agency's website (www.sai.ok.gov) and in the Oklahoma Department of Libraries Publications Clearinghouse Digital Collection (<http://digitalprairie.ok.gov/cdm/search/collection/audits/>) pursuant to 65 O.S. § 3-114.



Cindy Byrd, CPA | State Auditor & Inspector

2300 N. Lincoln Blvd., Room 123, Oklahoma City, OK 73105 | 405.521.3495 | www.sai.ok.gov

March 15, 2022

**TO THE MEMBERS OF THE OKLAHOMA
HORSE RACING COMMISSION**

Transmitted herewith is the Audit Report of Gaming Operations for Will Rogers Downs and Remington Park for the month of February 2022. The report is the result of our monitoring and data accumulation in accordance with the State Auditor and Inspector's contract with the Oklahoma Horse Racing Commission (OHRC) and Title 3A of the Oklahoma Statutes for Gaming.

The goal of the State Auditor and Inspector is to promote accountability and fiscal integrity in state and local government. Maintaining our independence as we provide this service to the taxpayers of Oklahoma is of utmost importance.

We wish to take this opportunity to express our appreciation for the assistance and cooperation extended to our Office during our engagement.

Sincerely,

A handwritten signature in blue ink that reads "Cindy Byrd".

CINDY BYRD, CPA
OKLAHOMA STATE AUDITOR & INSPECTOR



**OKLAHOMA HORSE RACING COMMISSION
Audit Report of Gaming Operations
Will Rogers Downs and Remington Park
For the Month of February 2022**

TABLE OF CONTENTS

	<u>PAGE</u>
STATE AUDITOR AND INSPECTOR LETTER	4
TOTAL GAMING REVENUE	5
COMPARISON OF PRIOR MONTH AND PRIOR YEAR	6
YEAR TO DATE GAMING TOTALS.....	7
WILL ROGERS DOWNS REVENUE.....	8
REMINGTON PARK REVENUE.....	9
PRIOR TWELVE MONTH GRAPH.....	10

**TO THE MEMBERS OF THE OKLAHOMA
HORSE RACING COMMISSION**

We performed an audit in accordance with the OHRC Gaming Contract and Title 3A of the Oklahoma Statutes for Gaming. The information presented in this report is derived from gaming data obtained from the gaming vendors and licensees located at Will Rogers Downs and Remington Park for the month of February 2022.

Because our procedures do not constitute an audit conducted in accordance with generally accepted auditing standards, we do not express such an opinion on the information. This report relates only to this information and does not extend to any financial statements of the racetracks or racinos.

In planning and performing these procedures, we considered the internal control structure of the gaming departments; however, our procedures were substantially less in scope than the procedures we would have applied if we had been engaged to express an opinion on the internal controls. Accordingly, we do not express an opinion on their internal control structure.

Sincerely,



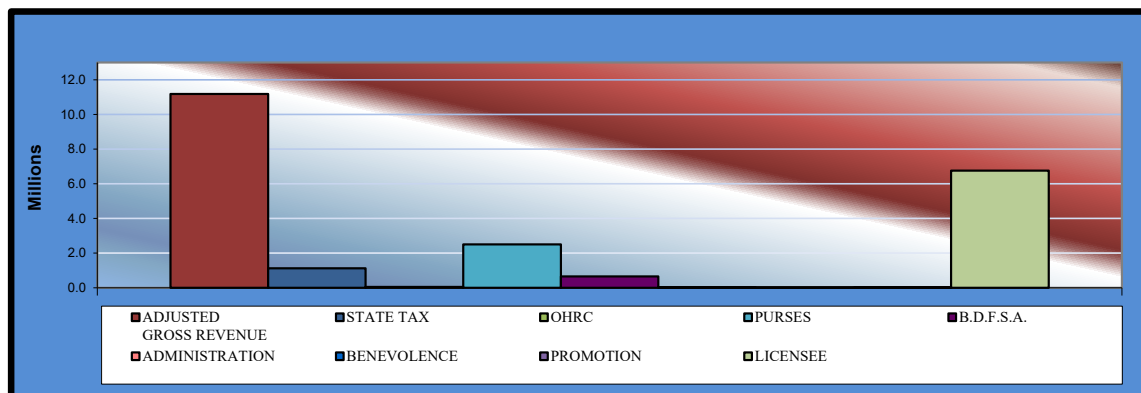
CINDY BYRD, CPA
OKLAHOMA STATE AUDITOR & INSPECTOR

March 15, 2022



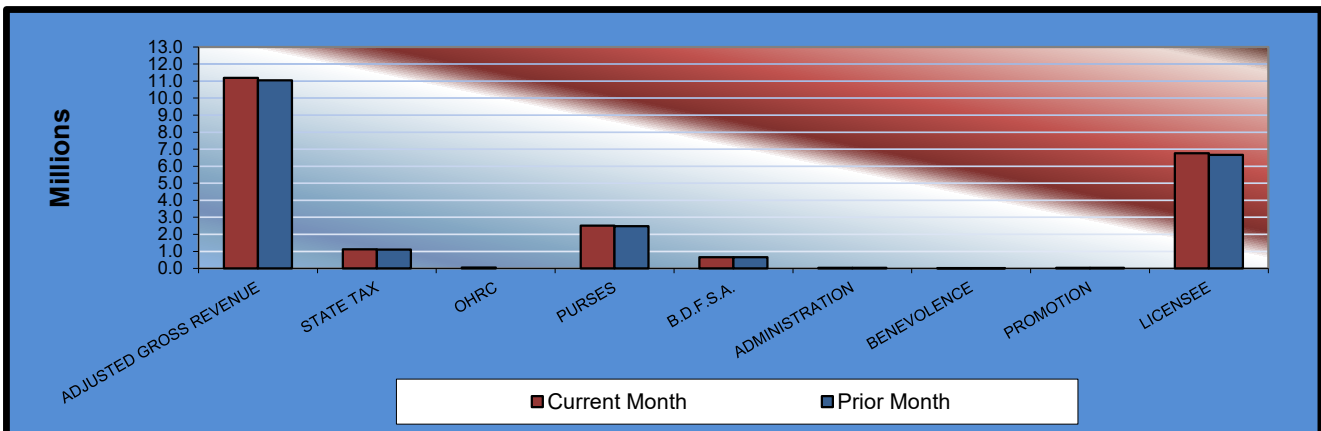
Gaming at Oklahoma Horse Racing Tracks Will Rogers Downs and Remington Park Total Gaming Revenue February 2022

	<u>TOTAL</u>	<u>WILL ROGERS DOWNS</u>	<u>REMINGTON PARK</u>
Gaming Days This Month	56	28	28
Adjusted Gross Revenue	<u>\$11,183,326.22</u>	<u>\$1,642,622.90</u>	<u>\$9,540,703.32</u>
State Tax			
General Revenue Fund	134,199.91	19,711.47	114,488.44
Education Reform	984,132.71	144,550.82	839,581.89
Oklahoma Horse Racing Commission	55,916.64	8,213.12	47,703.52
Purse Fund			
<u>Purses</u>			
Thoroughbred	1,319,288.46	176,848.88	1,142,439.58
Quarterhorse	1,062,377.67	161,908.21	900,469.46
Paint & Appaloosa	127,976.23	17,989.81	109,986.42
<u>Breeding Development Fund</u>			
<u>Special Account</u>			
Thoroughbred	262,604.37	21,343.83	241,260.54
Quarterhorse	361,325.89	16,465.24	344,860.65
Paint & Appaloosa	30,213.06	1,829.47	28,383.59
<u>Administration</u>			
Thoroughbred	16,224.55	2,032.75	14,191.80
Quarterhorse	14,602.09	1,829.47	12,772.62
Paint & Appaloosa	1,622.45	203.27	1,419.18
<u>Benevolence</u>			
Thoroughbred	8,112.27	1,016.37	7,095.90
Quarterhorse	7,301.05	914.74	6,386.31
Paint & Appaloosa	811.23	101.64	709.59
<u>Promotions</u>			
Thoroughbred	16,224.55	2,032.75	14,191.80
Quarterhorse	14,602.09	1,829.47	12,772.62
Paint & Appaloosa	1,622.45	203.27	1,419.18
Licensee	\$6,764,168.55	\$1,063,598.32	\$5,700,570.23



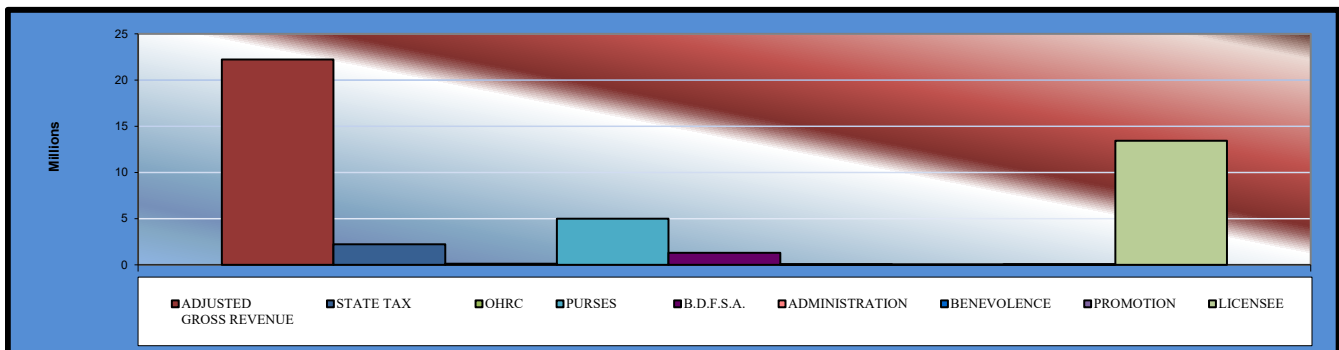
**Gaming at Oklahoma Horse Racing Tracks
Will Rogers Downs and Remington Park
Comparison of Prior Month and Prior Year
February 2022**

	<u>TOTAL</u>	<u>PRIOR MONTH</u>	<u>% CHANGE</u>	<u>February 2021</u>	<u>% CHANGE</u>
Gaming Days	56	62	-9.68%	53	5.66%
Adjusted Gross Revenue	\$11,183,326.22	\$11,038,756.95	1.31%	\$8,604,109.29	29.98%
State Tax					
General Revenue Fund	134,199.91	132,465.08	1.31%	103,249.31	29.98%
Education Reform	984,132.71	971,410.61	1.31%	757,161.62	29.98%
Oklahoma Horse Racing Commission					
	55,916.64	55,193.78	1.31%	43,020.54	29.98%
Purse Fund					
<u>Purses</u>					
Thoroughbred	1,319,288.46	1,303,863.30	1.18%	1,038,190.38	27.08%
Quarterhorse	1,062,377.67	1,048,079.60	1.36%	816,990.45	30.04%
Paint & Appaloosa	127,976.23	126,399.55	1.25%	98,511.99	29.91%
<u>Breeding Development Fund</u>					
<u>Special Account</u>					
Thoroughbred	262,604.37	260,867.83	0.67%	181,027.15	45.06%
Quarterhorse	361,325.89	360,178.42	0.32%	280,305.31	28.90%
Paint & Appaloosa	30,213.06	30,073.55	0.46%	23,409.76	29.06%
<u>Administration</u>					
Thoroughbred	16,224.55	16,048.52	1.10%	12,504.80	29.75%
Quarterhorse	14,602.09	14,443.68	1.10%	11,254.32	29.75%
Paint & Appaloosa	1,622.45	1,604.86	1.10%	1,250.48	29.75%
<u>Benevolence</u>					
Thoroughbred	8,112.27	8,024.27	1.10%	6,252.40	29.75%
Quarterhorse	7,301.05	7,221.84	1.10%	5,627.16	29.75%
Paint & Appaloosa	811.23	802.43	1.10%	625.24	29.75%
<u>Promotions</u>					
Thoroughbred	16,224.55	16,048.52	1.10%	12,504.80	29.75%
Quarterhorse	14,602.09	14,443.68	1.10%	11,254.32	29.75%
Paint & Appaloosa	1,622.45	1,604.86	1.10%	1,250.48	29.75%
Licensee	\$6,764,168.55	\$6,669,982.57	1.41%	\$5,199,718.78	30.09%



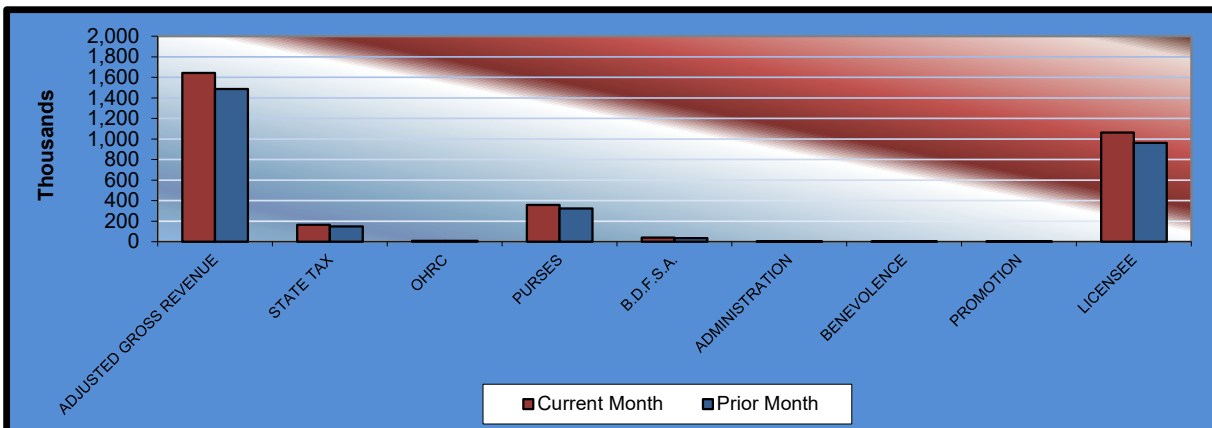
Gaming at Oklahoma Horse Racing Tracks Will Rogers Downs and Remington Park Year to Date Gaming Totals Comparison February 2022

	WILL ROGERS DOWNS	REMINGTON PARK	2022 TOTAL	2021 TOTAL	% CHANGE
Gaming Days This Year	59	59	118	115	2.61%
Adjusted Gross Revenue	<u>\$3,129,129.00</u>	<u>\$19,092,954.17</u>	<u>\$22,222,083.17</u>	<u>\$19,223,772.03</u>	15.60%
State Tax					
General Revenue Fund	37,549.54	229,115.45	266,664.99	230,685.27	15.60%
Education Reform	275,363.36	1,680,179.96	1,955,543.32	1,691,691.94	15.60%
Oklahoma Horse Racing Commission	15,645.66	95,464.76	111,110.42	96,118.86	15.60%
Purse Fund					
<u>Purses</u>					
Thoroughbred	336,889.84	2,286,261.92	2,623,151.76	2,317,225.54	13.20%
Quarterhorse	308,428.46	1,802,028.81	2,110,457.27	1,826,019.75	15.58%
Paint & Appaloosa	34,269.82	220,105.96	254,375.78	220,010.70	15.62%
<u>Breeding Development Fund</u>					
<u>Special Account</u>					
Thoroughbred	40,659.12	482,813.08	523,472.20	403,002.40	29.89%
Quarterhorse	31,365.61	690,138.70	721,504.31	622,185.38	15.96%
Paint & Appaloosa	3,485.07	56,801.54	60,286.61	52,012.08	15.91%
<u>Administration</u>					
Thoroughbred	3,872.30	28,400.77	32,273.07	27,899.78	15.67%
Quarterhorse	3,485.07	25,560.70	29,045.77	25,109.80	15.68%
Paint & Appaloosa	387.23	2,840.08	3,227.31	2,789.98	15.68%
<u>Benevolence</u>					
Thoroughbred	1,936.15	14,200.39	16,136.54	13,949.89	15.68%
Quarterhorse	1,742.54	12,780.35	14,522.89	12,554.90	15.68%
Paint & Appaloosa	193.62	1,420.04	1,613.66	1,394.99	15.68%
<u>Promotions</u>					
Thoroughbred	3,872.30	28,400.77	32,273.07	27,899.78	15.67%
Quarterhorse	3,485.07	25,560.70	29,045.77	25,109.80	15.68%
Paint & Appaloosa	387.23	2,840.08	3,227.31	2,789.98	15.68%
Licensee	\$2,026,111.01	\$11,408,040.11	\$13,434,151.12	\$11,625,321.21	15.56%



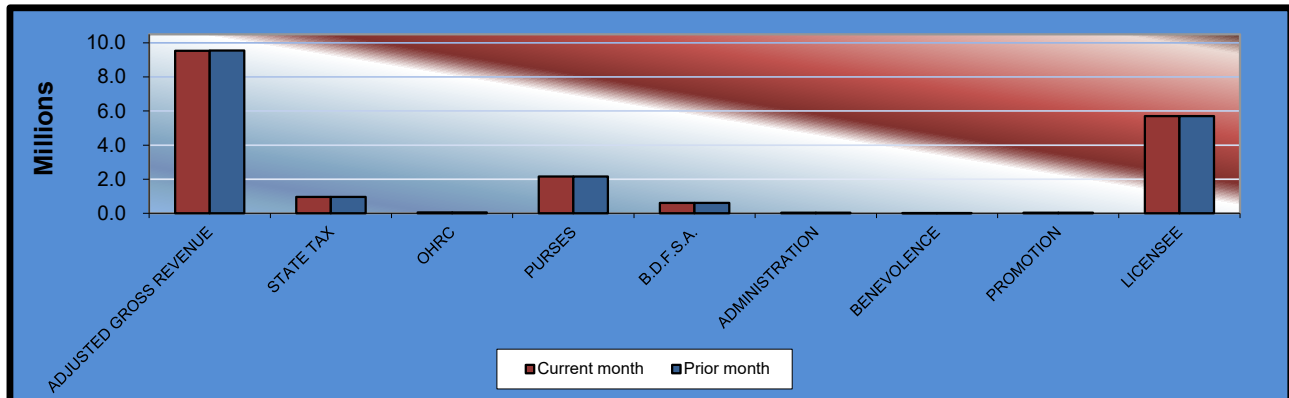
Gaming at Oklahoma Horse Racing Tracks
Will Rogers Downs and Remington Park
Will Rogers Downs Revenue
February 2022

<u>Will Rogers Downs</u>	<u>CURRENT MONTH</u>	<u>PRIOR MONTH</u>	<u>% CHANGE</u>	<u>February 2021</u>	<u>% CHANGE</u>
Gaming Days	28	31	-9.68%	25	12.00%
Adjusted Gross Revenue	\$1,642,622.90	\$1,486,506.10	10.50%	\$1,175,269.52	39.77%
State Tax					
General Revenue Fund	19,711.47	17,838.07	10.50%	14,103.23	39.77%
Education Reform	144,550.82	130,812.54	10.50%	103,423.72	39.77%
Oklahoma Horse Racing Commission					
	8,213.12	7,432.54	10.50%	5,876.34	39.77%
Purse Fund					
<u>Purses</u>					
Thoroughbred	176,848.88	160,040.96	10.50%	126,532.45	39.77%
Quarterhorse	161,908.21	146,520.25	10.50%	115,842.63	39.77%
Paint & Appaloosa	17,989.81	16,280.01	10.50%	12,871.40	39.77%
<u>Breeding Development Fund</u>					
<u>Special Account</u>					
Thoroughbred	21,343.83	19,315.29	10.50%	15,271.16	39.77%
Quarterhorse	16,465.24	14,900.37	10.50%	11,780.61	39.77%
Paint & Appaloosa	1,829.47	1,655.60	10.50%	1,308.96	39.77%
<u>Administration</u>					
Thoroughbred	2,032.75	1,839.55	10.50%	1,454.40	39.77%
Quarterhorse	1,829.47	1,655.60	10.50%	1,308.96	39.77%
Paint & Appaloosa	203.27	183.96	10.50%	145.44	39.76%
<u>Benevolence</u>					
Thoroughbred	1,016.37	919.78	10.50%	727.20	39.76%
Quarterhorse	914.74	827.80	10.50%	654.48	39.77%
Paint & Appaloosa	101.64	91.98	10.50%	72.72	39.77%
<u>Promotions</u>					
Thoroughbred	2,032.75	1,839.55	10.50%	1,454.40	39.77%
Quarterhorse	1,829.47	1,655.60	10.50%	1,308.96	39.77%
Paint & Appaloosa	203.27	183.96	10.50%	145.44	39.76%
Licensee	\$1,063,598.32	\$962,512.69	10.50%	\$760,987.02	39.77%

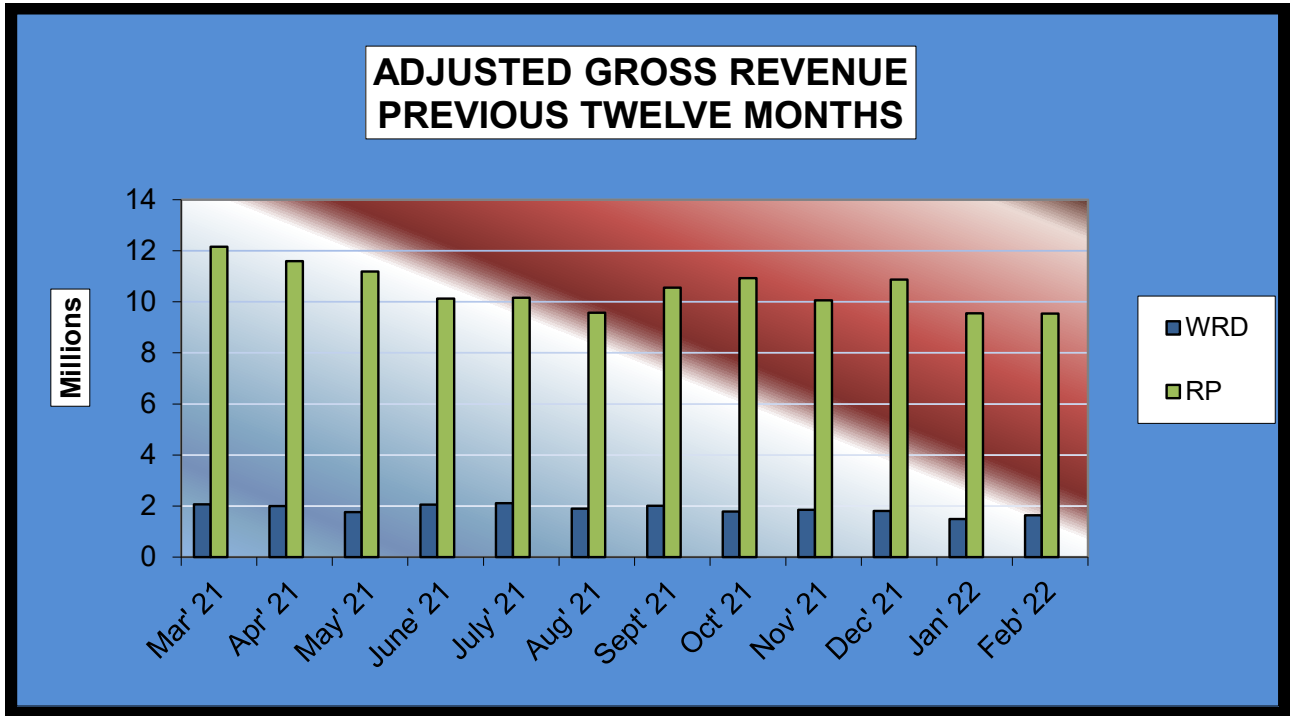


**Gaming at Oklahoma Horse Racing Tracks
Will Rogers Downs and Remington Park
Remington Park Revenue
February 2022**

<u>Remington Park</u>	<u>CURRENT MONTH</u>	<u>PRIOR MONTH</u>	<u>% CHANGE</u>	<u>February 2021</u>	<u>% CHANGE</u>
Gaming Days	28	31	-9.68%	28	0.00%
Adjusted Gross Revenue	\$9,540,703.32	\$9,552,250.85	-0.12%	\$7,428,839.77	28.43%
State Tax					
General Revenue Fund	114,488.44	114,627.01	-0.12%	89,146.08	28.43%
Education Reform	839,581.89	840,598.07	-0.12%	653,737.90	28.43%
Oklahoma Horse Racing Commission	47,703.52	47,761.24	-0.12%	37,144.20	28.43%
Purse Fund					
<u>Purses</u>					
Thoroughbred	1,142,439.58	1,143,822.34	-0.12%	911,657.93	25.31%
Quarterhorse	900,469.46	901,559.35	-0.12%	701,147.82	28.43%
Paint & Appaloosa	109,986.42	110,119.54	-0.12%	85,640.59	28.43%
Breeding Development Fund					
<u>Special Account</u>					
Thoroughbred	241,260.54	241,552.54	-0.12%	165,755.99	45.55%
Quarterhorse	344,860.65	345,278.05	-0.12%	268,524.70	28.43%
Paint & Appaloosa	28,383.59	28,417.95	-0.12%	22,100.80	28.43%
<u>Administration</u>					
Thoroughbred	14,191.80	14,208.97	-0.12%	11,050.40	28.43%
Quarterhorse	12,772.62	12,788.08	-0.12%	9,945.36	28.43%
Paint & Appaloosa	1,419.18	1,420.90	-0.12%	1,105.04	28.43%
<u>Benevolence</u>					
Thoroughbred	7,095.90	7,104.49	-0.12%	5,525.20	28.43%
Quarterhorse	6,386.31	6,394.04	-0.12%	4,972.68	28.43%
Paint & Appaloosa	709.59	710.45	-0.12%	552.52	28.43%
<u>Promotions</u>					
Thoroughbred	14,191.80	14,208.97	-0.12%	11,050.40	28.43%
Quarterhorse	12,772.62	12,788.08	-0.12%	9,945.36	28.43%
Paint & Appaloosa	1,419.18	1,420.90	-0.12%	1,105.04	28.43%
Licensee	\$5,700,570.23	\$5,707,469.88	-0.12%	\$4,438,731.76	28.43%



Gaming at Oklahoma Horse Racing Tracks
Will Rogers Downs and Remington Park
Prior Twelve Month Graph
February 2022



O·K·L·A·H·O·M·A
S·A·I
STATE AUDITOR & INSPECTOR



Cindy Byrd, CPA | State Auditor & Inspector

2300 N. Lincoln Blvd., Room 123, Oklahoma City, OK 73105 | 405.521.3495 | www.sai.ok.gov